



Message to pupils from the Second Master

Dear All

I hope you are doing well. We are very much looking forward to seeing you on Sunday / Monday to help guide and support you through what we all want to be a hugely positive final two weeks of term. Chatting to School Prefects and some Hsms this morning, we are keen to ensure that everyone is prepared for undertaking testing before they come to school either on Sunday or Monday.

This starts with you / your parents ensuring you have a Medatest test kit at home, ready to use. Please kindly do this and talk to your parents / guardian today in case they have put it somewhere safe.

If, and only having checked with your parents / guardians as well, you / they do not have one, [please submit this form today.](#)

[REQUEST FOR AN ADDITIONAL TEST KIT SO IT CAN BE SENT TO YOUR HOME IN TIME FOR SUNDAY*](#)

Please do not appear at school on Sunday / Monday without having been tested. The whole point of taking this approach is to ensure we do our best to keep Covid out of College.

You will be provided with the additional three tests you need to get you through to the end of term once you are back.

On the second and third pages of this document you will find Medatest swabbing and recording instructions.

Many thanks and best wishes
CWS

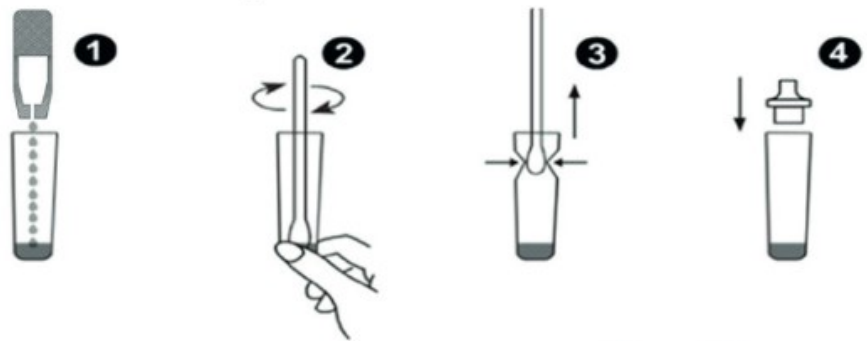
*Do not order an extra test unless you need it as you will be charged for it.

MEDATEST SWABBING AND RECORDING INSTRUCTIONS

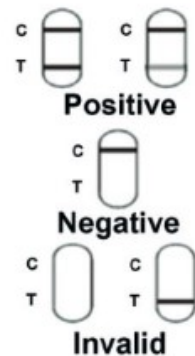
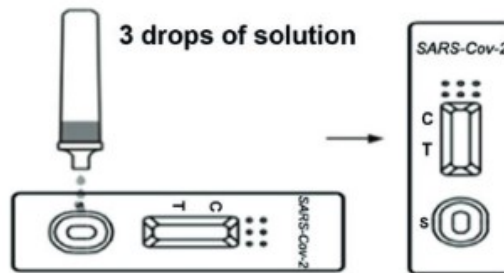
- A. Watch this general video to remind you of the process: <https://vimeo.com/492033284/3171213845>
- B. These particular tests just work on a nasal swab –watch here: <https://www.youtube.com/watch?v=DSrWjVyxEeg> ; you are encouraged to “self-administer”
- C. Prepare the test area – clear it and clean it before you begin
- D. Prepare yourself – blow your nose and wash your hands with soap for 30 seconds
- E. Allow the cartridge test swab and liquids to equilibrate to room temperature (15-30°C) prior to testing.
- F. Unscrew the whole cap of the specimen collection tube (mini test-tube).
- G. Take out one bottle / capsule of Sample Extraction Buffer, remove the cap, add all the extraction buffer into the extraction tube (mini test-tube) – see diagram 1.
- H. Remove the test device from the sealed foil pouch and use it as soon as possible. Place the test device on a clean and level surface. Best results will be obtained if the swab is taken immediately after opening the foil pouch.
- I. Open the sterilised swab from the non-fabric end. Tilt head back and insert the sterilized swab into both nostrils to a depth of 2-2.5cm (until resistance felt), and swab several times for at least five seconds for each nostril, to collect the sample – see B.



- J. Place the sterilized swab specimen in the sample extraction buffer (in the mini test tube). Rotate the swab for approximately 10 seconds while pressing the head against the inside of the tube to release the antigen in the swab (see diagram 2 and 3).



- K. Remove the sterilized swab while squeezing the sterilized swab head against the inside of Buffer tube as you remove it to expel as much liquid as possible from the swab (see diagram 3). Discard the sterilized swab in a plastic bag in your domestic waste ideally in a lidded bin; do not leave lying around.



- L. Screw on and tighten the cap onto the specimen collection tube, then shake the tube vigorously to mix the specimen and the sample extraction buffer (see diagram 4).
- M. Add 3 drops of the mixed solution (approx.80ul) to the sample well (ensure you use the correct (smaller) hole - see lower left diagram) and then start the timer.
- N. **Result** Read the result at 10~20 minutes – see lower right diagram. Do not interpret the result after 20 minutes.

IMPORTANT – PLEASE SEE OVER FOR RECORDING – THE UK GOVERNMENT REQUIRES ALL RESULTS TO BE RECORDED – BOTH POSITIVE AND NEGATIVE – TO HELP THE COUNTRY MANAGE THE PANDEMIC

Once you have taken your Covid-19 test and have a clear result, please use the QR code below to record your result (+ve or -ve) with Eastbourne College



(If you are unable to use this QR code, use this link: [PUPIL - record your covid test result here](#))

If you have a positive result, please also let your Hsm know and do not come into College.